


+

=

Spider Counters:


- Cut apart for student use
- Each student needs 12 spiders



Spider Web Math

Materials per student:

- Spider web mat in sheet protector
- Dry erase marker & eraser
- 12 spiders (or counters)
- 1 die
- Spider web recording sheet (optional)



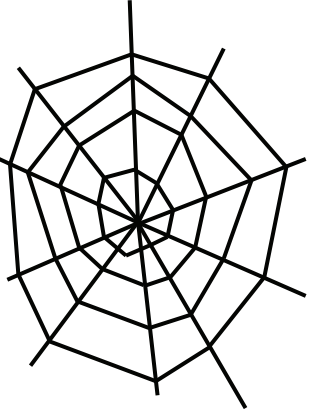

Directions:

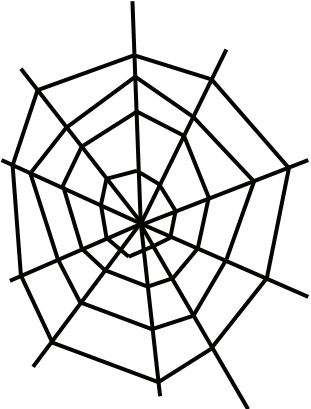

- Student tosses the die, places that many spiders on the big web and writes the number on the first line.
- Student tosses the die again, places that many spiders on the small web and writes the number on the second line,
- The student counts all of the spiders on both webs and writes that number on the line following the equal sign to tell how many spiders there are **ALTOGETHER**.
- The student reads the number sentence aloud to reinforce the joining problem.
- Students may record their problems on the recording sheet for teacher reference.

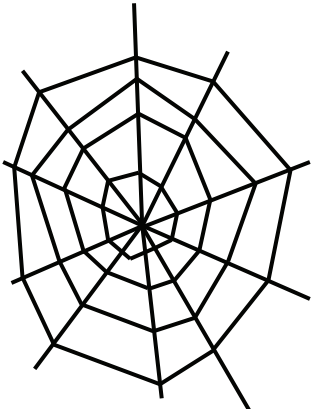

Math Center:

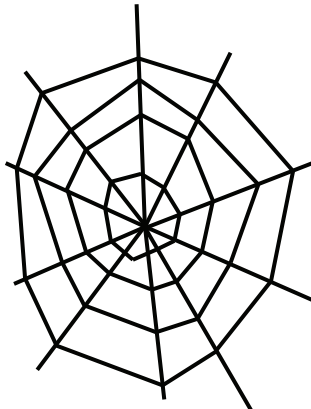

- After introducing this activity, place the materials in the math center so that students can play Spider Web Math and practice, as needed.

Name: _____ Date: _____

	
_____	_____
+	=
_____	_____

	
_____	_____
+	=
_____	_____

	
_____	_____
+	=
_____	_____

	
_____	_____
+	=
_____	_____